

LIFTING BAGS





JUNG on the move.

SOME STATIONS.

1972

FOUNDING

Karl-Heinz Jung founds the company JUNG in Kernlen near Stuttgart.



1982

FIRST COMPANY BUILDING

The first own company building is built at the current location in Waiblingen.



1993

OWN SALES

JUNG separates from the former exclusive distribution partner and builds up its own sales department.



2001

NEW BUILDING

JUNG doubles the production area by building a new hall at the Waiblingen site.



2002

TUGGER TRAIN

JUNG expands its product range and now also produces trailers for in-house logistics.



2003

FOOT MASTER®

JUNG starts selling FOOT MASTER® leveling castors.




2008

INDUSTRIAL HYDRAULICS

JUNG is again expanding its product range to include industrial hydraulics.





In several stages, JUNG was expanded from a one-man operation to an international company. In the meantime JUNG has more than 60 employees. Many of them have been with the company for a long time, in some cases even completed their training at JUNG. Our employees have the goal of working together to achieve the best for our customers. Our ambition for over 50 years is to make lifting and moving heavy loads easier, safer and more ergonomic for the user. According to our slogan: JUNG = Innovation, Karl-Heinz Jung and Thomas Würthele, together with the JUNG employees, have developed a large number of different devices to be able to offer the right product for every application.

2025

NEW BUILDING

JUNG is moving into the new building at Biegelwiesenstrasse 22.

2024

TRANSPORT PLATFORMS

JUNG launches the exclusive distribution of Eyher transport platforms in Germany.

2020

SUPPORT TECHNOLOGY

Expansion of the product range with support technology and surface protection

2017

GORR TRANSPORTTECHNIK

JUNG acquires the company Gorr Transporttechnik GmbH in Eschwege.

2009

EXPANSION

JUNG further expands the production area by another hall at the Waiblingen site

2014

NEW PRODUCT LINE

JUNG presents the first electric-powered trolley JLA-e 15/30 G.

2017

LIFTING BAGS

JUNG starts the distribution of lifting bags.

RESPONSIBILITY AWARENESS.

QUALITY

You can always trust in the quality and durability of our products. To manufacture highest quality we use most modern machines and assure a continuously high standard by a certified quality management system.

State of the art CNC technology, advanced welding robots and a certified quality management system (DIN EN ISO 9001) assure a consistently high level of product quality. Each hydraulic jack is subjected to a pre-shipment function test and receives a test badge displaying the next recommended maintenance check date. Each self-powered trolley is also subjected to a pre-shipment function test.

Following products are ANSI/ASME (USA) tested:
JH G-plus, JH G-plus EX, JHS, JKB, series K, series M

STAFF

The company's success is depending on our staff members. Therefore, we are continuously investing in training and development and support the experience and competence through long-term employment.





PROCESSES & ENVIRONMENT

As an ISO 9001 certified company we continuously improve our processes by involving our customers, employees and suppliers.

ENVIRONMENT

We meet our ecological responsibilities in our daily work flow. We utilize our own solar power, obtain power from regenerative energy sources and have examined our ecological accountability under the Ecofit project.

SOCIAL COMMITMENT

We are a part of Waiblingen and are glad to support regional social and charitable organizations.

CUSTOMER

The satisfaction of our customers is in the center of our efforts. Due to our creativity and our expertise, we realize individual customer requests.

PNEUMATIC LIFTING BAGS

Load capacity up to 48 tons

Advantages in detail:

■ Use:

- Fits to every coupling
- Low insertion height: 2.5 cm
- Precise adjustment of lifting height
- Easy & quick to set up

■ Handling:

- Bags equipped with handles
- Light weight: Easy to carry

■ Safety:

- Anti sliding foot print for more stability while lifting or stacking 2 bags
- Progressive & smooth lifting
- Compliant with NF EN 13731 standards
- Margin of safety factor: >4



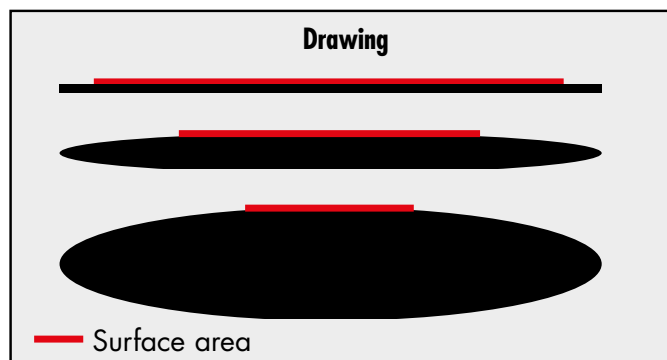
JRLB 6



JRLB 10

TYPE		JRLB 1	JRLB 3	JRLB 6
Dimensions (LxW)	mm	140 x 140	200 x 260	300 x 300
Weight	kg	0,4	1	2
Max lifting capacity	kg	1 150	3 500	6 200
Max stroke	mm	75	100	170
Air capacity	liter	0,96	5,16	13,3
Thickness empty*	mm	25	25	25
Working pressure	bar	8	8	8
Pressure test	bar	12	12	12
Fitting of screw thread		1/4" - 18 NPTF	1/4" - 18 NPTF	1/4" - 18 NPTF
ORDER-NR.		■ 31 R01 075-RLB	■ 31 R03 100-RLB	■ 31 R06 170-RLB

*Height can deviate up to 10%



Please note that the surface and also the load capacity will change in inflating condition (see diagram).

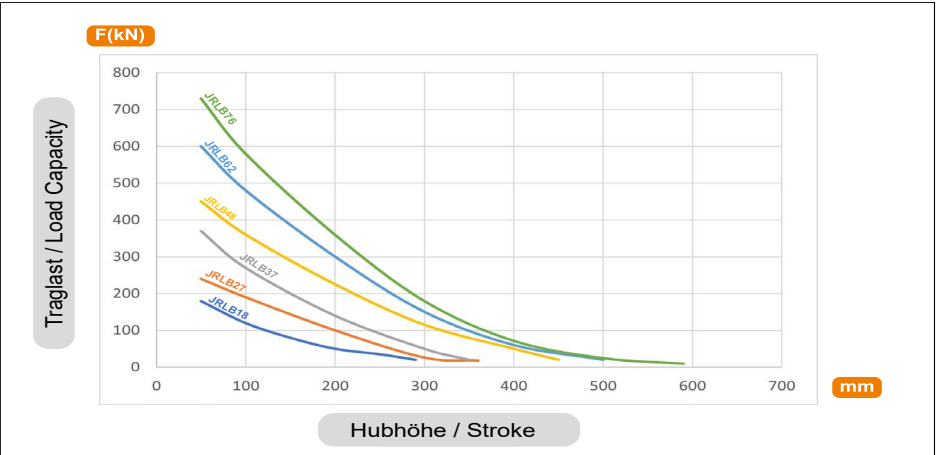
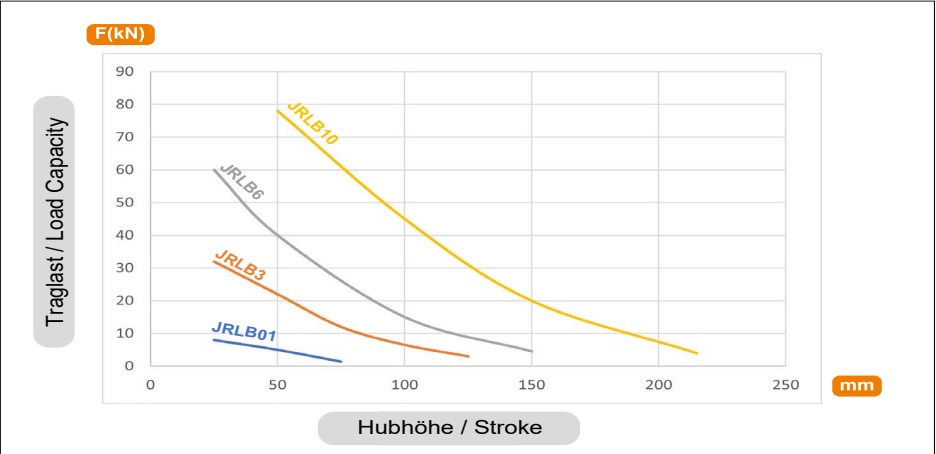
TYPE		JRLB 10	JRLB 18	JRLB 27
Dimensions (LxW)	mm	380 x 380	500 x 500	600 x 600
Weight	kg	3,8	6,4	9,8
Max lifting capacity	kg	10 300	18 400	27 000
Max stroke	mm	210	290	360
Air capacity	liter	28,3	66	126,6
Thickness empty*	mm	25	25	25
Working pressure	bar	8	8	8
Pressure test	bar	12	12	12
Fitting of screw thread		1/4" - 18 NPTF	1/4" - 18 NPTF	1/4" - 18 NPTF
ORDER-NR.		31 R10 210-RLB	31 R18 290-RLB	31 R27 360-RLB

TYPE		JRLB 37	JRLB 48
Dimensions (LxW)	mm	700 x 700	800 x 800
Weight	kg	13,5	17,8
Max lifting capacity	kg	37 000	48 700
Max stroke	mm	420	470
Air capacity	liter	210	315
Thickness empty*	mm	25	25
Working pressure	bar	8	8
Pressure test	bar	12	12
Fitting of screw thread		1/4" - 18 NPTF	1/4" - 18 NPTF
ORDER-NR.		31 R37 420-RLB	31 R48 470-RLB

*Height can deviate up to 10%

PNEUMATIC LIFTING BAGS

Load capacity up to 76 tons



TYPE		JRLB 62	JRLB 76
Dimensions (LxW)	mm	900 x 900	1 000 x 1 000
Weight	kg	21	24,5
Max lifting capacity	kg	62 000	76 800
Max stroke	mm	500	590
Air capacity	liter	483,3	526,6
Thickness empty*	mm	25	25
Working pressure	bar	8	8
Pressure test	bar	12	12
Fitting of screw thread		1/4" - 18 NPTF	1/4" - 18 NPTF
ORDER-NR.		31 R62 500-RLB	31 R76 590-RLB

*Height can deviate up to 10%

ACCESSORIES



DEADMAN CONTROLLERS FOR JRLB

TYPE		1-FACH SCHALTGEHÄUSE	2-FACH SCHALTGEHÄUSE
Input		1	1
Output		1	2
Working pressure	bar	8	8
Fitting of screw thread		1/4" - 18 NPTF	1/4" - 18 NPTF
ORDER-NR.		31 RD1 584-RLB	31 RD2 586-RLB



STOPCOCK FOR JRLB

TYPE		ABSPERRHAHN
Input		1
Output		1
Working pressure	bar	8
Fitting of screw thread		1/4" - 18 NPTF
ORDER-NR.		31 RV1 587-RLB



INFLATION HOSES

TYPE		5 METER	10 METER
Color		rot	rot
ORDER-NR.		31 R91 593-RLB	31 R91 590-RLB

INSPECTION NOTES

JUNG LIFTING BAGS

High pressure lifting bags

- JRLB 8 bar

Visual examination

For examination please inflate the lifting bag with 0.2 fold of the permissible operating pressure, clean with soap water and check for cracks, cuts, stitches, split-off or other kind of damages.

Examine the lifting bags:

- Air supply
- Cracks
- Surface damages (abrasive wear)
- Carrying strap (if available)
- Deformation
- Exposed core (fabric visible)
- Porosity (by heat or chemicals or other impact)
- Discoloration

Examine the operation device

- Air supply
- Damage of gauge
- Box damage

Examine the hose

- Air supply
- Check couplings/supply
- Kinks, cracks or cuts
- Porosity (by heat or chemicals or other impact)

Visual examination of filler

- Hoses: cracks, cuts, stitches, exposed core, kinks, bonding of coupling, nipple and socket
- Shift case: couplings, shift lever, ball valve handle, seal of safety valves, boxes

Test result

The lifting bag is safe to operate if and when

- the function of all parts correspond to the operating manual,
- the lifting bags show no cracks, cuts, stitches, split-off, porosity and no leakage
- the popping pressure is within allowable range

Inspection specification/due diligence

Visual examination and functional test by the operator:

Visual examination and functional test by technical expert:

(When the lifting bags are used by fire service)

Visual examination and functional test and pressure test:

Replacement of lifting bags:

after each operation

annually by expert

following DGUV-G305-002

every 5 years by producer (OEM)

after 15 years

Lifting bags with allowable operating pressure more than 1 bar (14,5 psi)

The functional test should be done with water only. The testing pressure to be applied should be the 1.3 times of the allowable operating pressure. The lifting bag is safe to operate if within 3 minutes, maximum within 5 minutes, neither leakage nor atypical deformation appears. Please dry the lifting bag after testing at ambient temperature.

CATALOG OVERVIEW

Visit us on:



**Lifting and
transport equipment**



Leveling castors



**Industrial hydraulics
BVA**



**Tugger trains for
intralogistics**



**Support technology/
Ground protection**

Custom solution needed?

We solve uncommon lifting and transport problems by custom solutions - safe, fast and cost effective.
Please do not hesitate to contact us!

Consulting, sales and service:

JUNG Hebe- und Transporttechnik GmbH

F +49 (0)7151 30393-0
info@jung-hebetechnik.de
Biegelwiesenstraße 22
D-71334 Waiblingen
jung-hebetechnik.de

Unser Logo und der Name JUNG sind in der EU, in den USA und in China unter folgenden Nummern geschützt:

EU: Logo Nr. 005878897, Name Nr. 005878806

USA: Logo Reg. Nr. 3,713,850, Name Reg. Nr. 3,697,526

China: Logo Nr. 14081450A, Name Nr. 14081449A

Technische Änderungen, die der Verbesserung von Funktion und Qualität dienen, behalten wir uns vor.

Made in Germany 12.2025 · Printed in Germany

Our logo and brand name „JUNG“ are registered as trademarks in the EU, US and China with register numbers:

EU: logo no. 005878897, name no. 005878806,

USA: logo reg. no. 3,713,850, name reg. no. 3,697,526

China: logo no. 14081450A, name no. 14081449A

We reserve the right to make technical modifications which serve to improve function and quality.

Made in Germany 12.2025 · Printed in Germany

JUNG
JUNG-HEBETECHNIK.DE